

Report No.: TH-3838A

Test Time: 2022/12/1 14:13

Luminaire Property

Luminaire Manufacturer:
Luminaire Category:
Lamp Catalog:
Number of Lamps:
Luminous Length (mm):
Luminous Height (mm):
Current: 0.033 A
Power Factor: 0.834

Luminaire Description: 4000K
Lamp Description:
Lumens per Lamp:
Luminous Width (mm):
Voltage: 220.2 V
Power: 6.05 W


Photometric Results

CIE Class: Direct
Measurement Flux: 802.8 lm
Downward Ratio: 99%
Horizontal Diffuse Angle(50%): H113.5
Vertical Diffuse Angle(50%): V116.3
Luminaire Efficacy Rating (LER): 132.74
Max. Intensity: 273.08 cd
S/MH(C0/C180): 1.29

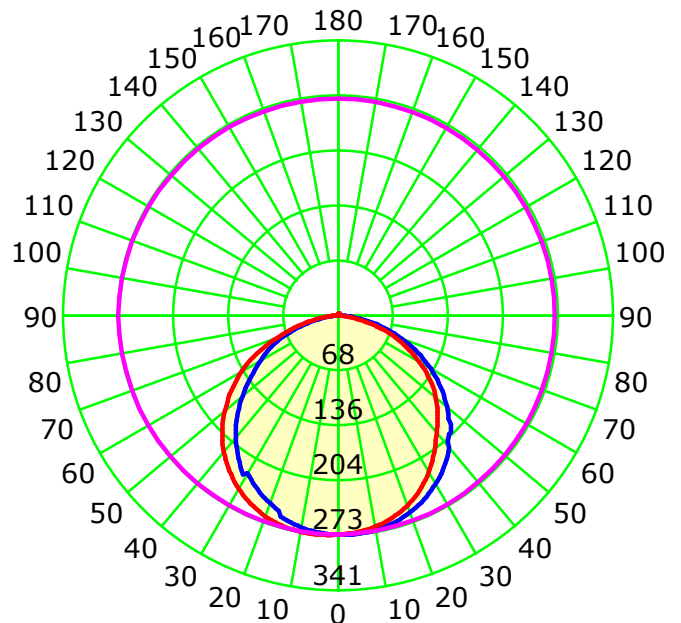
Total Rated Lamp Lumens: 802.8 lm
Efficiency: 100%
Upward Ratio: 1%

C0r0 Intensity: 271.96 cd
Pos of Max. Intensity: H270 V7
S/MH(C90/C270): 1.29

Picture Of Luminaire



Luminous Intensity Distribution Curve



Unit: cd

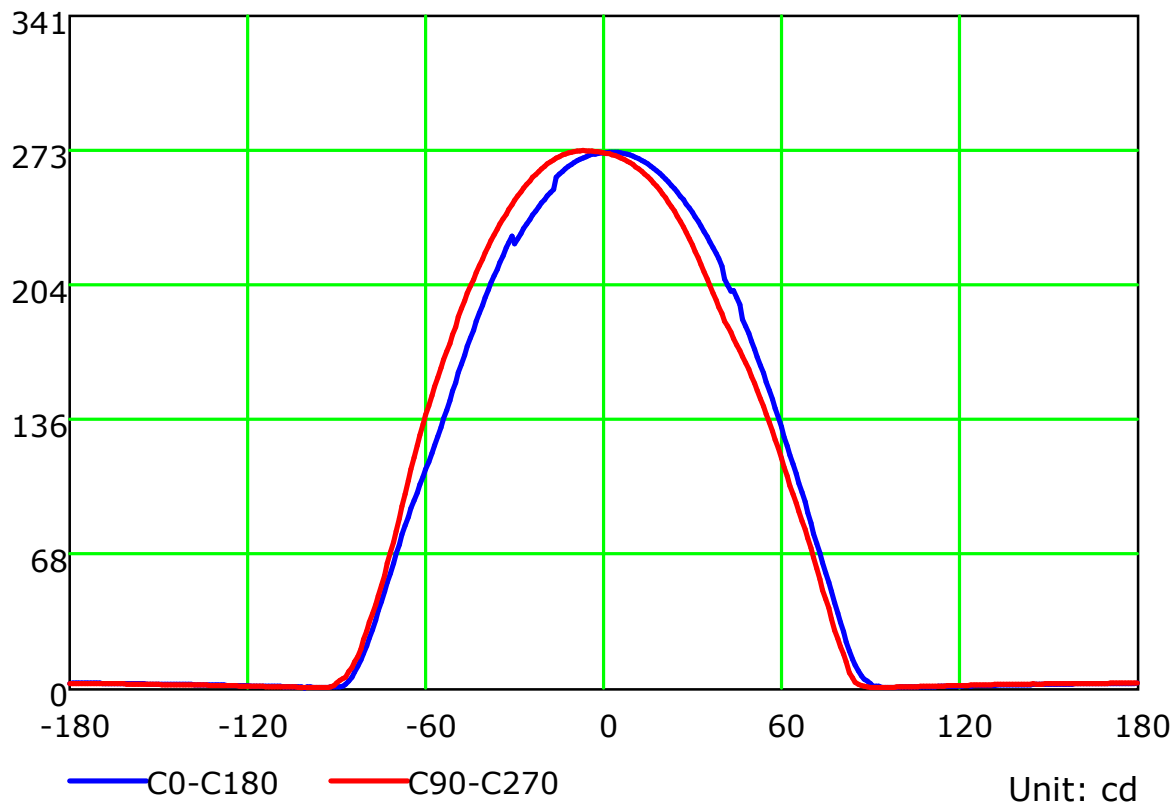
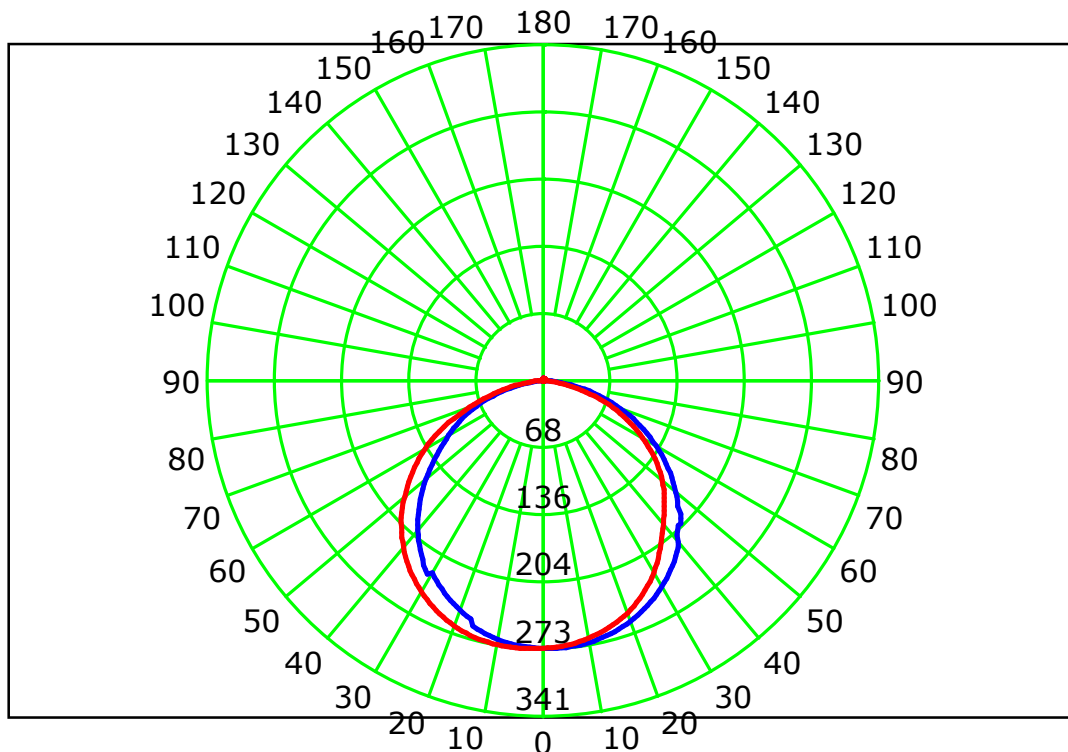
Average Diffuse Angle(50%): 114.8°

— C0-C180 — C90-C270 — G7

C Plane (°):0.0-360.0: 90.0
Test Lab: Inventfine instrument
Test Type: TYPE C
Temperature: 26
Operator: Jacky

Gamma Plane (°):0.0-180.0:1.0
Test Device: GPM-1800B
Distance: 8.607 m [K=1.0000]
Humidity: 65
Inspector:

Luminous Intensity Distribution Curve



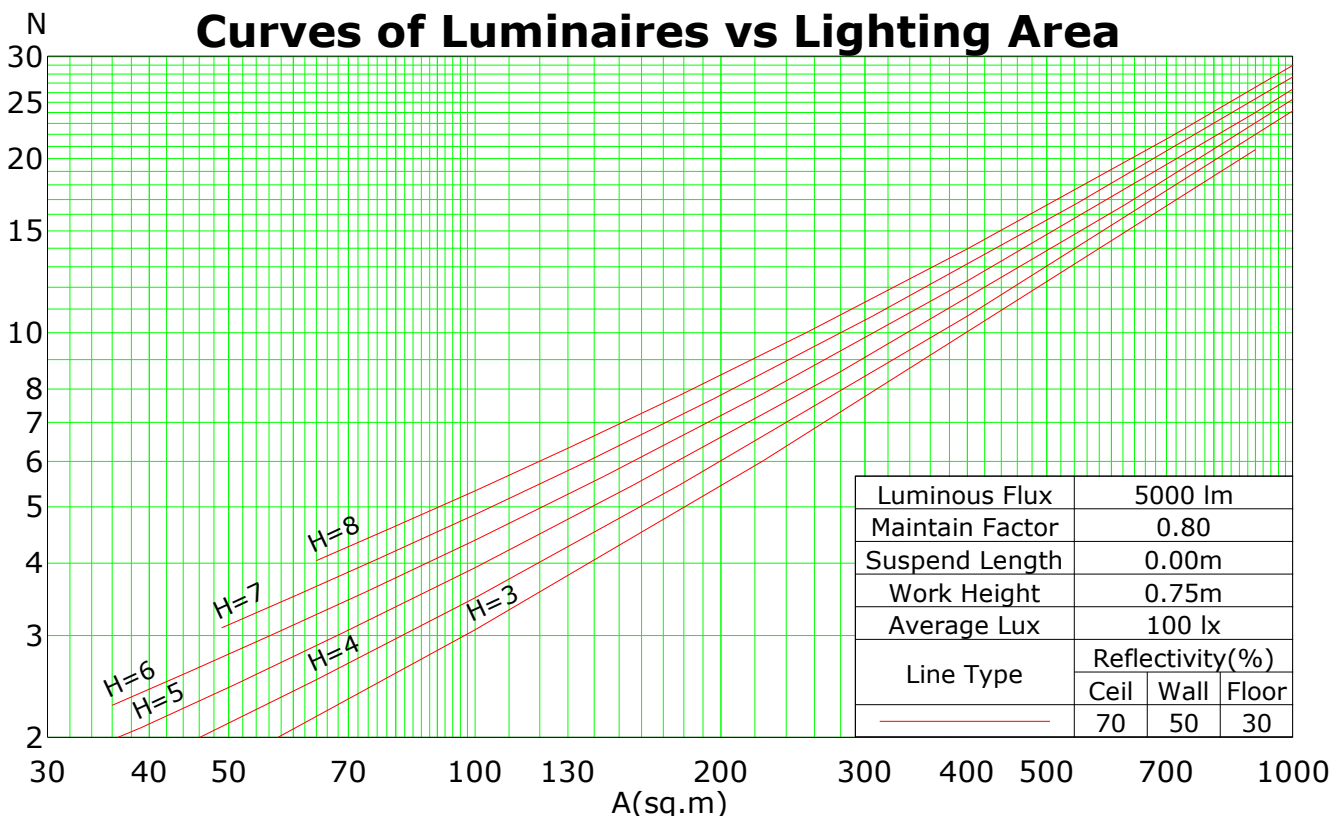
C Plane (°):0.0-360.0: 90.0
Test Lab: Inventfine instrument
Test Type: TYPE C
Temperature: 26
Operator: Jacky

Gamma Plane (°):0.0-180.0:1.0
Test Device: GPM-1800B
Distance: 8.607 m [K=1.0000]
Humidity: 65
Inspector:

Coefficients Of Utilization - Zonal Cavity Method

RC	0.8	0.8	0.8	0.8	0.7	0.7	0.7	0.7	0.5	0.5	0.5	0.3	0.3	0.3	0.1	0.1	0.1	0
RW	0.7	0.5	0.3	0.1	0.7	0.5	0.3	0.1	0.5	0.3	0.1	0.5	0.3	0.1	0.5	0.3	0.1	0
RCR	RF = 0.2																	
0	1.19	1.19	1.19	1.19	1.16	1.16	1.16	1.16	1.11	1.11	1.11	1.06	1.06	1.06	1.01	1.01	1.01	0.99
1	1.09	1.04	1.00	0.96	1.06	1.02	0.98	0.94	0.97	0.94	0.91	0.93	0.90	0.88	0.89	0.87	0.85	0.83
2	0.99	0.91	0.84	0.78	0.96	0.89	0.82	0.77	0.85	0.80	0.75	0.81	0.77	0.73	0.78	0.75	0.71	0.69
3	0.90	0.79	0.71	0.65	0.87	0.78	0.70	0.64	0.75	0.68	0.63	0.72	0.66	0.62	0.69	0.64	0.60	0.58
4	0.82	0.70	0.61	0.55	0.80	0.69	0.61	0.54	0.66	0.59	0.53	0.64	0.58	0.53	0.61	0.56	0.52	0.49
5	0.76	0.63	0.54	0.47	0.73	0.61	0.53	0.47	0.59	0.52	0.46	0.57	0.51	0.45	0.55	0.49	0.45	0.43
6	0.70	0.56	0.47	0.41	0.68	0.55	0.47	0.41	0.53	0.46	0.40	0.52	0.45	0.40	0.50	0.44	0.39	0.37
7	0.65	0.51	0.42	0.36	0.63	0.50	0.42	0.36	0.49	0.41	0.36	0.47	0.40	0.35	0.46	0.39	0.35	0.33
8	0.60	0.47	0.38	0.32	0.58	0.46	0.38	0.32	0.44	0.37	0.32	0.43	0.36	0.31	0.42	0.36	0.31	0.29
9	0.56	0.43	0.34	0.29	0.55	0.42	0.34	0.29	0.41	0.34	0.29	0.40	0.33	0.28	0.39	0.33	0.28	0.26
10	0.53	0.39	0.31	0.26	0.51	0.39	0.31	0.26	0.38	0.31	0.26	0.37	0.30	0.26	0.36	0.30	0.25	0.24

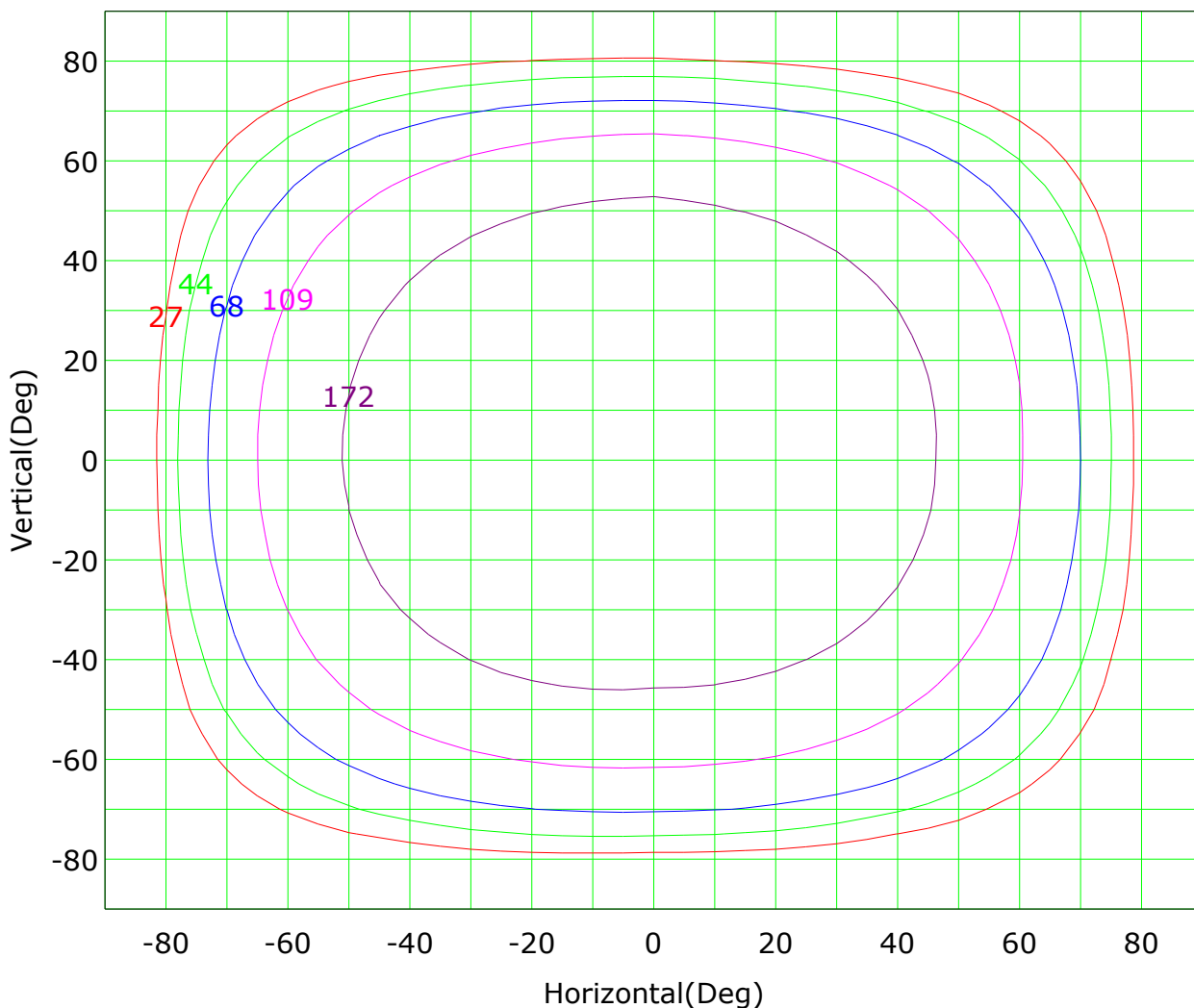
Spacing Criteria (0-180): 1.29
 Spacing Criteria (90-270): 1.29
 Spacing Criteria (Diagonal): 1.40



C Plane (°):0.0-360.0: 90.0
 Test Lab: Inventfine instrument
 Test Type: TYPE C
 Temperature: 26
 Operator: Jacky

Gamma Plane (°):0.0-180.0:1.0
 Test Device: GPM-1800B
 Distance: 8.607 m [K=1.0000]
 Humidity: 65
 Inspector:

Isocandela (rectangle)



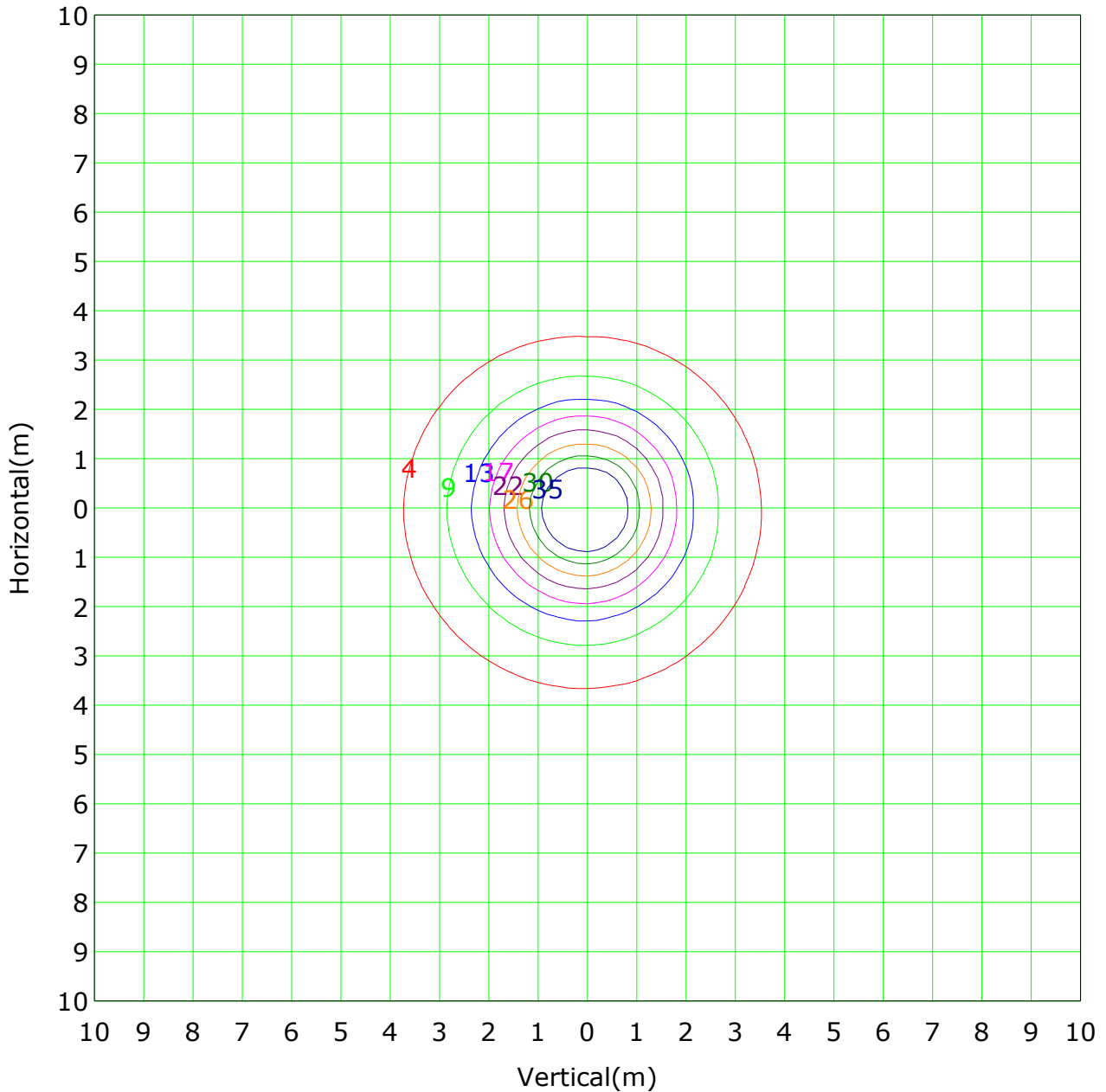
Imax (100%): 273 cd

— (10%):	27 cd	— (16%):	44 cd
— (25%):	68 cd	— (40%):	109 cd
— (63%):	172 cd	— (100%):	273 cd

C Plane (°):0.0-360.0: 90.0
Test Lab: Inventfine instrument
Test Type: TYPE C
Temperature: 26
Operator: Jacky

Gamma Plane (°):0.0-180.0:1.0
Test Device: GPM-1800B
Distance: 8.607 m [K=1.0000]
Humidity: 65
Inspector:

IsoLux Plot



Mounting Height: 2.5m		Max Lux(100%): 43.5 lx	
— (10%):	4.4 lx	— (20%):	8.7 lx
— (30%):	13.1 lx	— (40%):	17.4 lx
— (50%):	21.8 lx	— (60%):	26.1 lx
— (70%):	30.5 lx	— (80%):	34.8 lx

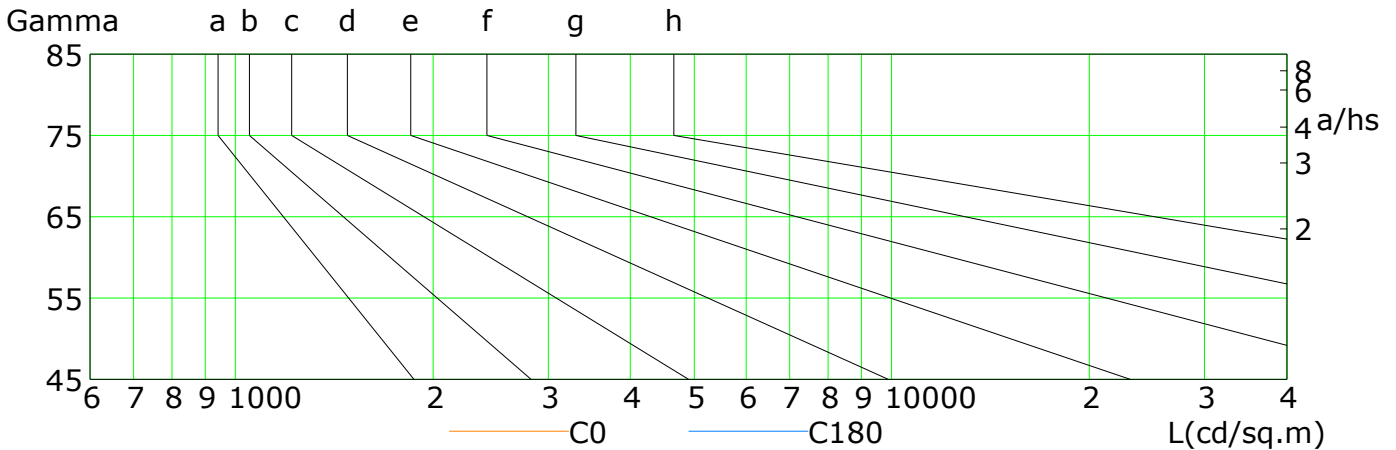
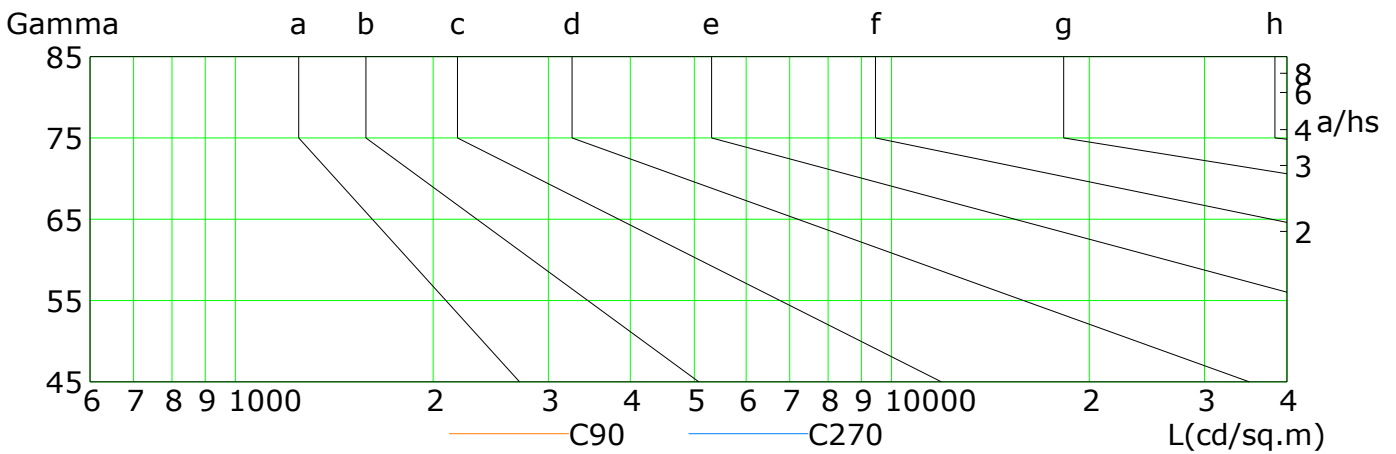
C Plane (°):0.0-360.0: 90.0
Test Lab: Inventfine instrument
Test Type: TYPE C
Temperature: 26
Operator: Jacky

Gamma Plane (°):0.0-180.0:1.0
Test Device: GPM-1800B
Distance: 8.607 m [K=1.0000]
Humidity: 65
Inspector:

Lum Limit Curve

Dazzle	Quality	Illuminance (lx)							
		2000	1000	500	<=300				
1.15	A	2000	1000	500	<=300				
1.50	B		2000	1000	500	<=300			
1.85	C			2000	1000	500	<=300		
2.20	D				2000	1000	500	<=300	
2.55	E					2000	1000	500	<=300

a b c d e f g h

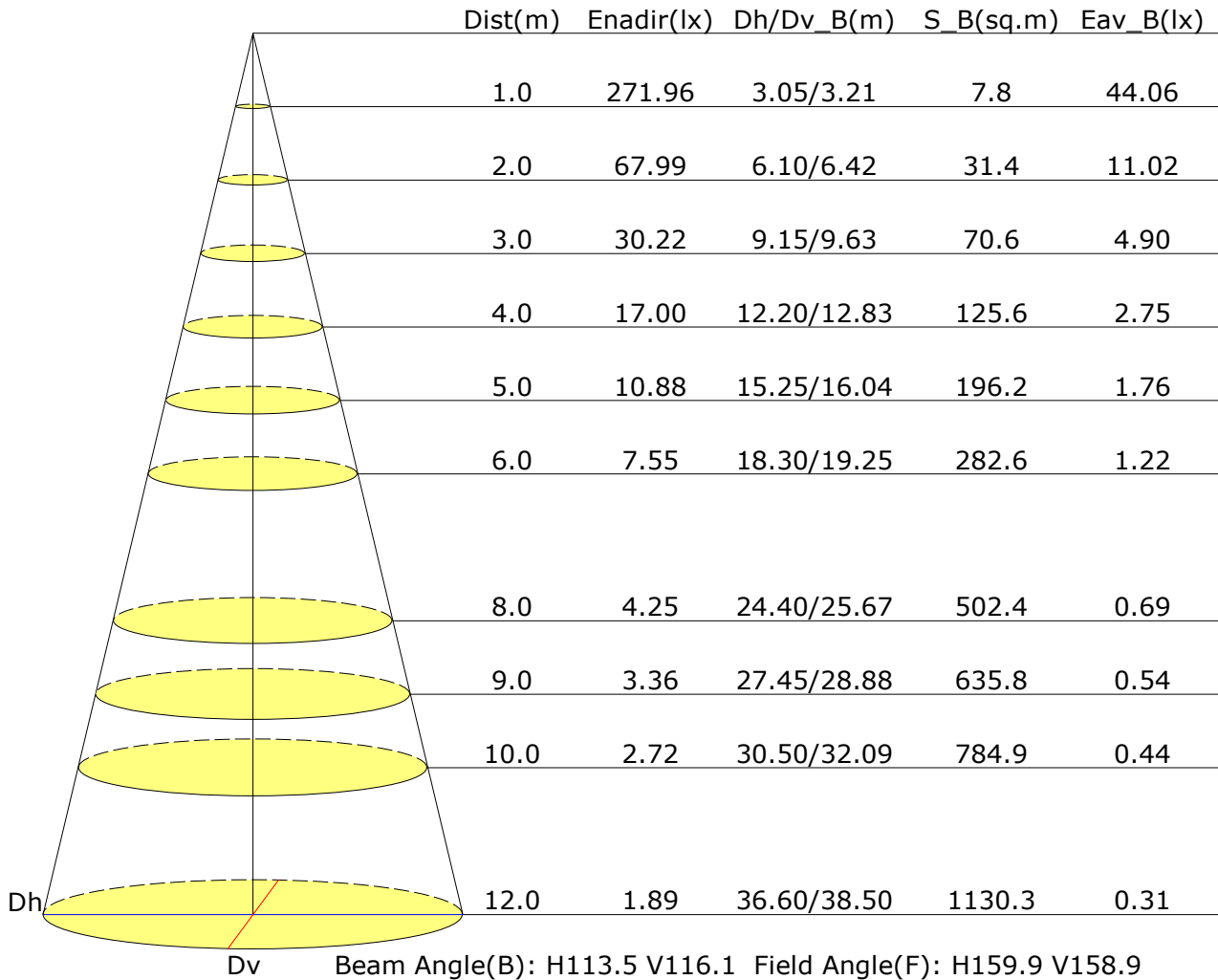


L(cd/sq.m)	G45	G50	G55	G60	G65	G70	G75	G80	G85
C0	198	176	155	133	109	84	59	34	12
C90	175	158	139	117	94	71	45	21	3
C180	178	155	132	111	91	68	44	22	6
C270	204	183	163	139	111	80	52	29	11

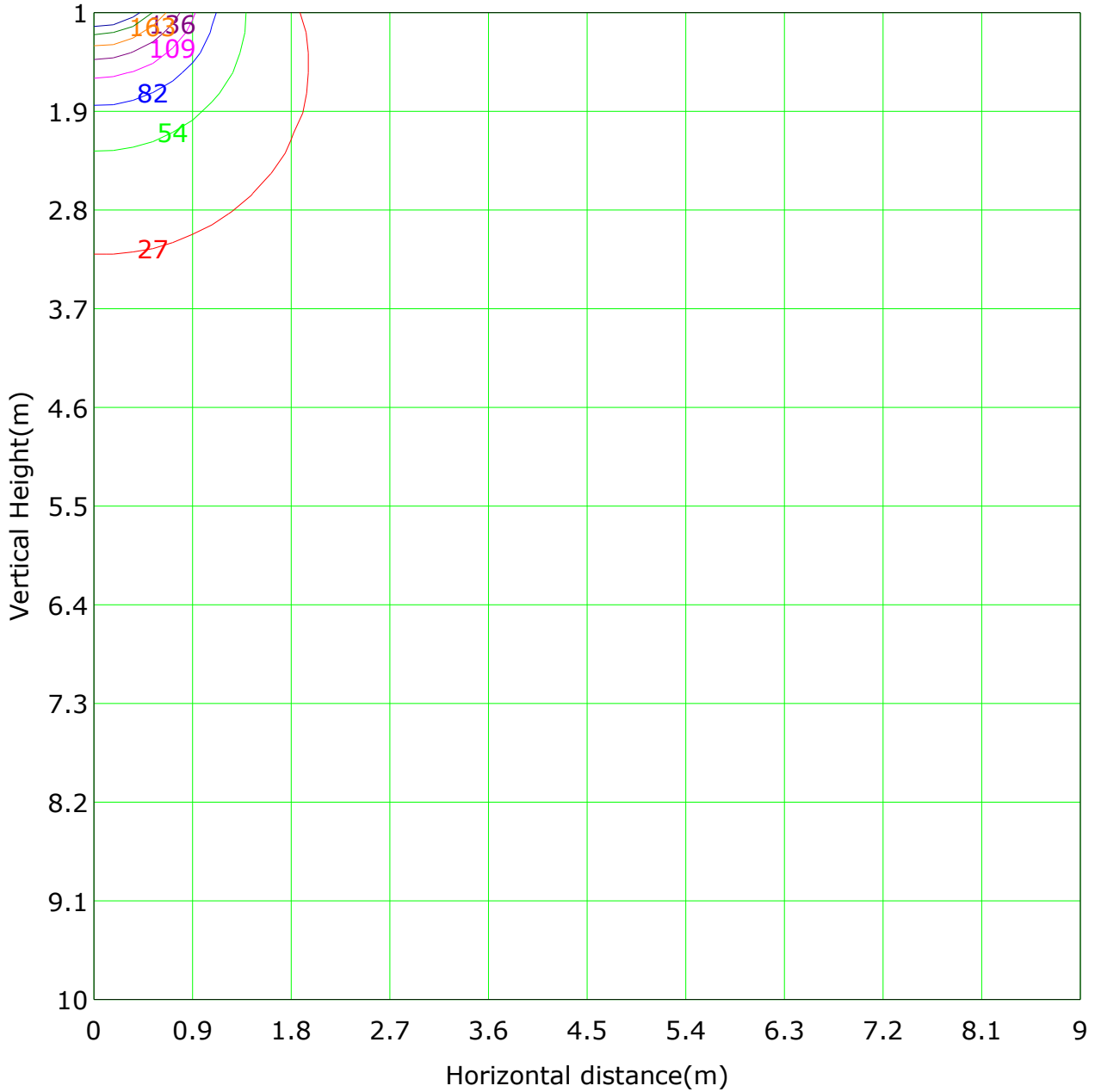
C Plane (°):0.0-360.0: 90.0
Test Lab: Inventfine instrument
Test Type: TYPE C
Temperature: 26
Operator: Jacky

Gamma Plane (°):0.0-180.0:1.0
Test Device: GPM-1800B
Distance: 8.607 m [K=1.0000]
Humidity: 65
Inspector:

Illuminance at a Distance



Vertical IsoLux Plot

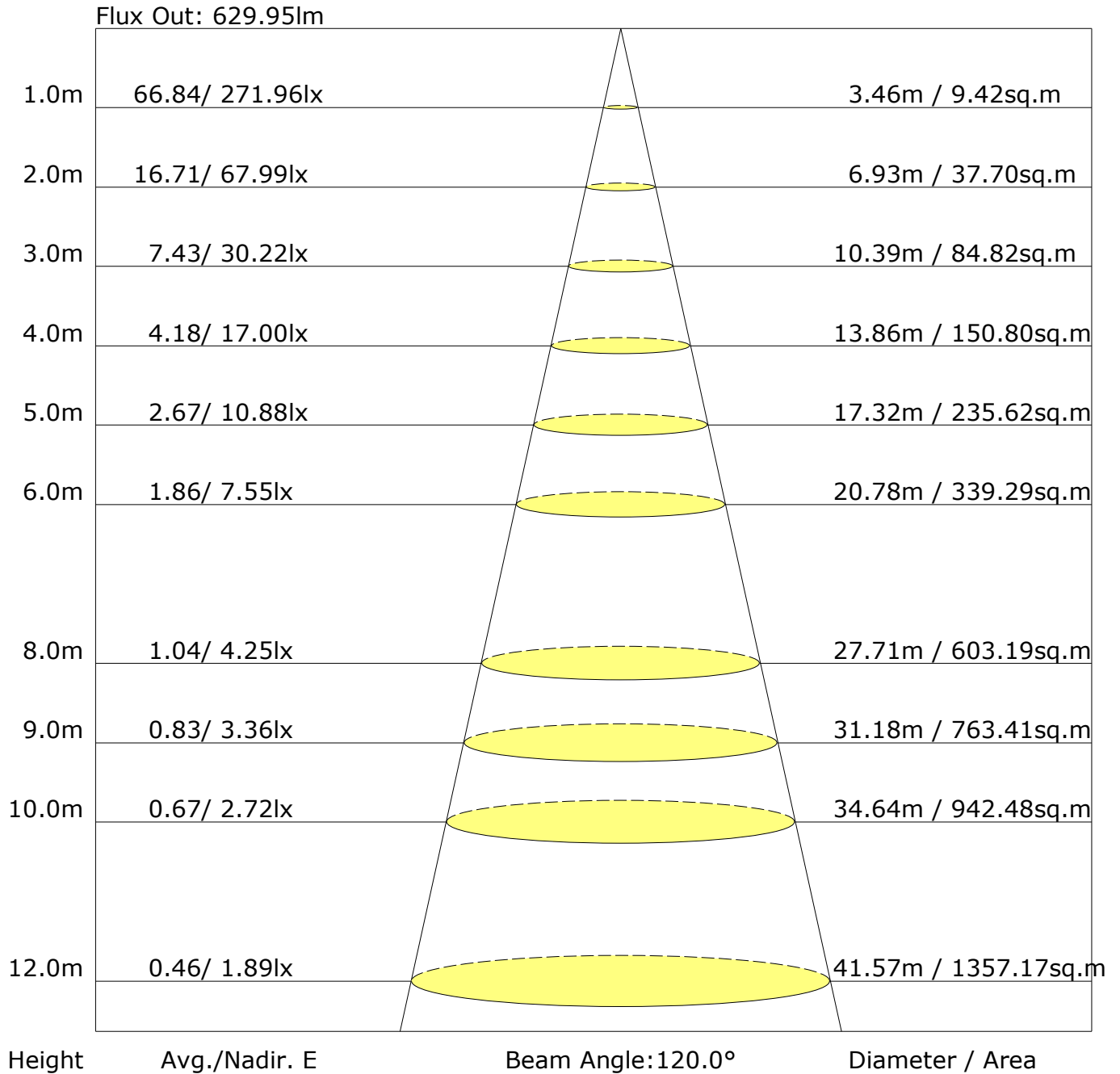


Lowest(m): 1.0m	Highest(m): 10.0m	Max Lux: 272.0 lx
— (10%): 27.2 lx	— (20%): 54.4 lx	
— (30%): 81.6 lx	— (40%): 108.8 lx	
— (50%): 136.0 lx	— (60%): 163.2 lx	
— (70%): 190.4 lx	— (80%): 217.6 lx	

C Plane (°):0.0-360.0: 90.0
Test Lab: Inventfine instrument
Test Type: TYPE C
Temperature: 26
Operator: Jacky

Gamma Plane (°):0.0-180.0:1.0
Test Device: GPM-1800B
Distance: 8.607 m [K=1.0000]
Humidity: 65
Inspector:

The Average Illuminance Effective Figure



C Plane (°):0.0-360.0: 90.0
Test Lab: Inventfine instrument
Test Type: TYPE C
Temperature: 26
Operator: Jacky

Gamma Plane (°):0.0-180.0:1.0
Test Device: GPM-1800B
Distance: 8.607 m [K=1.0000]
Humidity: 65
Inspector:

UGR Table

Reflectance:										
Ceiling (cavity)	0.7	0.7	0.5	0.5	0.3	0.7	0.7	0.5	0.5	0.3
Wall	0.5	0.3	0.5	0.3	0.3	0.5	0.3	0.5	0.3	0.3
Reference plane	0.2	0.2	0.2	0.2	0.2	0.2	0.2	0.2	0.2	0.2
Room dimensions	Viewed crosswise					Viewed endwise				
X=2H Y=2H	-1.\$	-1.\$	-1.\$	-1.\$	-1.\$	-1.\$	-1.\$	-1.\$	-1.\$	-1.\$
3H	-1.\$	-1.\$	-1.\$	-1.\$	-1.\$	-1.\$	-1.\$	-1.\$	-1.\$	-1.\$
4H	-1.\$	-1.\$	-1.\$	-1.\$	-1.\$	-1.\$	-1.\$	-1.\$	-1.\$	-1.\$
6H	-1.\$	-1.\$	-1.\$	-1.\$	-1.\$	-1.\$	-1.\$	-1.\$	-1.\$	-1.\$
8H	-1.\$	-1.\$	-1.\$	-1.\$	-1.\$	-1.\$	-1.\$	-1.\$	-1.\$	-1.\$
12H	-1.\$	-1.\$	-1.\$	-1.\$	-1.\$	-1.\$	-1.\$	-1.\$	-1.\$	-1.\$
X=4H Y=2H	-1.\$	-1.\$	-1.\$	-1.\$	-1.\$	-1.\$	-1.\$	-1.\$	-1.\$	-1.\$
3H	-1.\$	-1.\$	-1.\$	-1.\$	-1.\$	-1.\$	-1.\$	-1.\$	-1.\$	-1.\$
4H	-1.\$	-1.\$	-1.\$	-1.\$	-1.\$	-1.\$	-1.\$	-1.\$	-1.\$	-1.\$
6H	-1.\$	-1.\$	-1.\$	-1.\$	-1.\$	-1.\$	-1.\$	-1.\$	-1.\$	-1.\$
8H	-1.\$	-1.\$	-1.\$	-1.\$	-1.\$	-1.\$	-1.\$	-1.\$	-1.\$	-1.\$
12H	-1.\$	-1.\$	-1.\$	-1.\$	-1.\$	-1.\$	-1.\$	-1.\$	-1.\$	-1.\$
X=8H Y=4H	-1.\$	-1.\$	-1.\$	-1.\$	-1.\$	-1.\$	-1.\$	-1.\$	-1.\$	-1.\$
6H	-1.\$	-1.\$	-1.\$	-1.\$	-1.\$	-1.\$	-1.\$	-1.\$	-1.\$	-1.\$
8H	-1.\$	-1.\$	-1.\$	-1.\$	-1.\$	-1.\$	-1.\$	-1.\$	-1.\$	-1.\$
12H	-1.\$	-1.\$	-1.\$	-1.\$	-1.\$	-1.\$	-1.\$	-1.\$	-1.\$	-1.\$
X=12H Y=4H	-1.\$	-1.\$	-1.\$	-1.\$	-1.\$	-1.\$	-1.\$	-1.\$	-1.\$	-1.\$
6H	-1.\$	-1.\$	-1.\$	-1.\$	-1.\$	-1.\$	-1.\$	-1.\$	-1.\$	-1.\$
8H	-1.\$	-1.\$	-1.\$	-1.\$	-1.\$	-1.\$	-1.\$	-1.\$	-1.\$	-1.\$
Variations with the observer position at spacings:										
S=1.0H	-1.\$/-1.\$					-1.\$/-1.\$				
S=1.5H	-1.\$/-1.\$					-1.\$/-1.\$				
S=2.0H	-1.\$/-1.\$					-1.\$/-1.\$				

Calculate in accordance with CIE Pub.117. The table is revised with $803lm$ ($8\log(F/F_0) = -0.8$).

C Plane (°):0.0-360.0: 90.0
Test Lab: Inventfine instrument
Test Type: TYPE C
Temperature: 26
Operator: Jacky

Gamma Plane (°):0.0-180.0:1.0
Test Device: GPM-1800B
Distance: 8.607 m [K=1.0000]
Humidity: 65
Inspector:

Zonal Lumen

Gamma [°]	Imean [cd]	Zonal Flux [lm]	Sum Zonal Flux [lm]	Rel Zonal Flux [%]	Sum Rel Zonal Flux [%]
0.0-1.0	272.0	0.3	0.3	0.03	0.03
1.0-2.0	271.9	0.8	1.0	0.10	0.13
2.0-3.0	271.9	1.3	2.3	0.16	0.29
3.0-4.0	271.8	1.8	4.2	0.23	0.52
4.0-5.0	271.6	2.3	6.5	0.29	0.81
5.0-6.0	271.3	2.9	9.3	0.36	1.16
6.0-7.0	270.9	3.4	12.7	0.42	1.58
7.0-8.0	270.5	3.9	16.6	0.48	2.07
8.0-9.0	269.9	4.4	21.0	0.55	2.61
9.0-10.0	269.3	4.9	25.8	0.61	3.22
10.0-11.0	268.6	5.4	31.2	0.67	3.89
11.0-12.0	267.8	5.9	37.1	0.73	4.62
12.0-13.0	266.9	6.3	43.4	0.79	5.41
13.0-14.0	265.9	6.8	50.2	0.85	6.25
14.0-15.0	264.9	7.3	57.5	0.91	7.16
15.0-16.0	263.8	7.7	65.2	0.96	8.12
16.0-17.0	261.9	8.2	73.4	1.02	9.14
17.0-18.0	259.9	8.6	81.9	1.07	10.21
18.0-19.0	258.5	9.0	90.9	1.12	11.33
19.0-20.0	257.0	9.4	100.3	1.17	12.50
20.0-21.0	255.4	9.8	110.1	1.22	13.72
21.0-22.0	253.7	10.2	120.3	1.27	14.99
22.0-23.0	251.8	10.6	130.9	1.32	16.31
23.0-24.0	249.9	10.9	141.8	1.36	17.67
24.0-25.0	247.9	11.3	153.1	1.40	19.07
25.0-26.0	245.8	11.6	164.7	1.45	20.52
26.0-27.0	243.6	11.9	176.6	1.48	22.00
27.0-28.0	241.3	12.2	188.9	1.52	23.52
28.0-29.0	238.9	12.5	201.4	1.56	25.08
29.0-30.0	236.4	12.8	214.1	1.59	26.67
30.0-31.0	234.7	13.1	227.2	1.63	28.30
31.0-32.0	232.8	13.3	240.5	1.66	29.96
32.0-33.0	230.0	13.6	254.1	1.69	31.65
33.0-34.0	227.0	13.7	267.8	1.71	33.36
34.0-35.0	223.9	13.9	281.7	1.73	35.09
35.0-36.0	220.9	14.1	295.8	1.75	36.84

C Plane (°):0.0-360.0: 90.0
 Test Lab: Inventfine instrument
 Test Type: TYPE C
 Temperature: 26
 Operator: Jacky

Gamma Plane (°):0.0-180.0:1.0
 Test Device: GPM-1800B
 Distance: 8.607 m [K=1.0000]
 Humidity: 65
 Inspector:

Zonal Lumen (Continue 1)

Gamma [°]	I _{mean} [cd]	Zonal Flux [lm]	Sum Zonal Flux [lm]	Rel Zonal Flux [%]	Sum Rel Zonal Flux [%]
36.0-37.0	217.7	14.2	310.0	1.77	38.61
37.0-38.0	214.5	14.3	324.3	1.78	40.40
38.0-39.0	211.2	14.4	338.7	1.80	42.19
39.0-40.0	207.8	14.5	353.2	1.81	44.00
40.0-41.0	203.9	14.5	367.7	1.81	45.81
41.0-42.0	200.1	14.5	382.3	1.81	47.62
42.0-43.0	196.7	14.6	396.8	1.82	49.43
43.0-44.0	193.7	14.6	411.5	1.82	51.25
44.0-45.0	190.5	14.6	426.1	1.82	53.08
45.0-46.0	187.0	14.6	440.7	1.82	54.90
46.0-47.0	182.8	14.5	455.3	1.81	56.71
47.0-48.0	178.6	14.4	469.7	1.80	58.51
48.0-49.0	174.8	14.4	484.1	1.79	60.30
49.0-50.0	170.6	14.2	498.3	1.77	62.07
50.0-51.0	166.4	14.1	512.4	1.75	63.83
51.0-52.0	162.3	13.9	526.3	1.73	65.56
52.0-53.0	158.0	13.8	540.1	1.71	67.27
53.0-54.0	153.8	13.6	553.6	1.69	68.96
54.0-55.0	149.6	13.4	567.0	1.66	70.63
55.0-56.0	145.2	13.1	580.1	1.64	72.26
56.0-57.0	140.8	12.9	593.0	1.60	73.86
57.0-58.0	136.4	12.6	605.6	1.57	75.44
58.0-59.0	131.9	12.3	617.9	1.54	76.97
59.0-60.0	127.3	12.0	629.9	1.50	78.47
60.0-61.0	122.7	11.7	641.7	1.46	79.93
61.0-62.0	118.0	11.4	653.0	1.42	81.34
62.0-63.0	113.4	11.0	664.1	1.37	82.72
63.0-64.0	108.7	10.7	674.7	1.33	84.05
64.0-65.0	103.9	10.3	685.0	1.28	85.33
65.0-66.0	99.1	9.9	694.9	1.23	86.56
66.0-67.0	94.1	9.5	704.4	1.18	87.74
67.0-68.0	89.0	9.0	713.4	1.12	88.86
68.0-69.0	83.9	8.6	721.9	1.07	89.93
69.0-70.0	78.5	8.1	730.0	1.00	90.93
70.0-71.0	73.3	7.6	737.6	0.94	91.88
71.0-72.0	68.1	7.1	744.7	0.88	92.76

C Plane (°):0.0-360.0: 90.0
Test Lab: Inventfine instrument
Test Type: TYPE C
Temperature: 26
Operator: Jacky

Gamma Plane (°):0.0-180.0:1.0
Test Device: GPM-1800B
Distance: 8.607 m [K=1.0000]
Humidity: 65
Inspector:

Zonal Lumen (Continue 2)

Gamma [°]	Imean [cd]	Zonal Flux [lm]	Sum Zonal Flux [lm]	Rel Zonal Flux [%]	Sum Rel Zonal Flux [%]
72.0-73.0	62.9	6.6	751.2	0.82	93.58
73.0-74.0	57.7	6.1	757.3	0.76	94.33
74.0-75.0	52.6	5.6	762.8	0.69	95.02
75.0-76.0	47.7	5.1	767.9	0.63	95.65
76.0-77.0	42.8	4.6	772.5	0.57	96.22
77.0-78.0	37.7	4.0	776.5	0.50	96.73
78.0-79.0	32.8	3.5	780.0	0.44	97.17
79.0-80.0	28.5	3.1	783.1	0.38	97.55
80.0-81.0	24.3	2.6	785.8	0.33	97.88
81.0-82.0	20.1	2.2	787.9	0.27	98.15
82.0-83.0	15.8	1.7	789.6	0.21	98.36
83.0-84.0	12.0	1.3	791.0	0.16	98.52
84.0-85.0	9.1	1.0	791.9	0.12	98.65
85.0-86.0	6.8	0.7	792.7	0.09	98.74
86.0-87.0	4.9	0.5	793.2	0.07	98.81
87.0-88.0	3.5	0.4	793.6	0.05	98.86
88.0-89.0	2.7	0.3	793.9	0.04	98.89
89.0-90.0	2.0	0.2	794.1	0.03	98.92
90.0-91.0	1.3	0.1	794.3	0.02	98.94
91.0-92.0	0.9	0.1	794.4	0.01	98.95
92.0-93.0	0.7	0.1	794.4	0.01	98.96
93.0-94.0	0.6	0.1	794.5	0.01	98.97
94.0-95.0	0.5	0.1	794.6	0.01	98.97
95.0-96.0	0.5	0.1	794.6	0.01	98.98
96.0-97.0	0.5	0.1	794.7	0.01	98.99
97.0-98.0	0.6	0.1	794.7	0.01	99.00
98.0-99.0	0.6	0.1	794.8	0.01	99.00
99.0-100.0	0.6	0.1	794.9	0.01	99.01
100.0-101.0	0.6	0.1	794.9	0.01	99.02
101.0-102.0	0.7	0.1	795.0	0.01	99.03
102.0-103.0	0.7	0.1	795.1	0.01	99.04
103.0-104.0	0.7	0.1	795.2	0.01	99.05
104.0-105.0	0.8	0.1	795.2	0.01	99.06
105.0-106.0	0.8	0.1	795.3	0.01	99.07
106.0-107.0	0.8	0.1	795.4	0.01	99.08
107.0-108.0	0.9	0.1	795.5	0.01	99.09

C Plane (°):0.0-360.0: 90.0
 Test Lab: Inventfine instrument
 Test Type: TYPE C
 Temperature: 26
 Operator: Jacky

Gamma Plane (°):0.0-180.0:1.0
 Test Device: GPM-1800B
 Distance: 8.607 m [K=1.0000]
 Humidity: 65
 Inspector:

Zonal Lumen (Continue 3)

Gamma [°]	I _{mean} [cd]	Zonal Flux [lm]	Sum Zonal Flux [lm]	Rel Zonal Flux [%]	Sum Rel Zonal Flux [%]
108.0-109.0	0.9	0.1	795.6	0.01	99.10
109.0-110.0	0.9	0.1	795.7	0.01	99.12
110.0-111.0	1.0	0.1	795.8	0.01	99.13
111.0-112.0	1.0	0.1	795.9	0.01	99.14
112.0-113.0	1.0	0.1	796.0	0.01	99.15
113.0-114.0	1.1	0.1	796.1	0.01	99.17
114.0-115.0	1.1	0.1	796.2	0.01	99.18
115.0-116.0	1.1	0.1	796.3	0.01	99.19
116.0-117.0	1.2	0.1	796.4	0.01	99.21
117.0-118.0	1.2	0.1	796.6	0.01	99.22
118.0-119.0	1.2	0.1	796.7	0.01	99.24
119.0-120.0	1.3	0.1	796.8	0.02	99.25
120.0-121.0	1.3	0.1	796.9	0.02	99.27
121.0-122.0	1.4	0.1	797.1	0.02	99.29
122.0-123.0	1.4	0.1	797.2	0.02	99.30
123.0-124.0	1.4	0.1	797.3	0.02	99.32
124.0-125.0	1.4	0.1	797.4	0.02	99.33
125.0-126.0	1.5	0.1	797.6	0.02	99.35
126.0-127.0	1.6	0.1	797.7	0.02	99.37
127.0-128.0	1.6	0.1	797.9	0.02	99.39
128.0-129.0	1.6	0.1	798.0	0.02	99.40
129.0-130.0	1.7	0.1	798.1	0.02	99.42
130.0-131.0	1.7	0.1	798.3	0.02	99.44
131.0-132.0	1.7	0.1	798.4	0.02	99.46
132.0-133.0	1.8	0.1	798.6	0.02	99.47
133.0-134.0	1.8	0.1	798.7	0.02	99.49
134.0-135.0	1.8	0.1	798.8	0.02	99.51
135.0-136.0	1.8	0.1	799.0	0.02	99.53
136.0-137.0	1.9	0.1	799.1	0.02	99.54
137.0-138.0	1.9	0.1	799.3	0.02	99.56
138.0-139.0	1.9	0.1	799.4	0.02	99.58
139.0-140.0	1.9	0.1	799.5	0.02	99.60
140.0-141.0	2.0	0.1	799.7	0.02	99.61
141.0-142.0	2.0	0.1	799.8	0.02	99.63
142.0-143.0	2.0	0.1	800.0	0.02	99.65
143.0-144.0	2.0	0.1	800.1	0.02	99.66

C Plane (°):0.0-360.0: 90.0
Test Lab: Inventfine instrument
Test Type: TYPE C
Temperature: 26
Operator: Jacky

Gamma Plane (°):0.0-180.0:1.0
Test Device: GPM-1800B
Distance: 8.607 m [K=1.0000]
Humidity: 65
Inspector:

Zonal Lumen (Continue 4)

Gamma [°]	I _{mean} [cd]	Zonal Flux [lm]	Sum Zonal Flux [lm]	Rel Zonal Flux [%]	Sum Rel Zonal Flux [%]
144.0-145.0	2.1	0.1	800.2	0.02	99.68
145.0-146.0	2.1	0.1	800.3	0.02	99.69
146.0-147.0	2.1	0.1	800.5	0.02	99.71
147.0-148.0	2.1	0.1	800.6	0.02	99.73
148.0-149.0	2.1	0.1	800.7	0.01	99.74
149.0-150.0	2.1	0.1	800.8	0.01	99.76
150.0-151.0	2.1	0.1	800.9	0.01	99.77
151.0-152.0	2.2	0.1	801.1	0.01	99.78
152.0-153.0	2.2	0.1	801.2	0.01	99.80
153.0-154.0	2.2	0.1	801.3	0.01	99.81
154.0-155.0	2.2	0.1	801.4	0.01	99.82
155.0-156.0	2.2	0.1	801.5	0.01	99.84
156.0-157.0	2.3	0.1	801.6	0.01	99.85
157.0-158.0	2.3	0.1	801.7	0.01	99.86
158.0-159.0	2.3	0.1	801.8	0.01	99.87
159.0-160.0	2.3	0.1	801.9	0.01	99.88
160.0-161.0	2.4	0.1	801.9	0.01	99.89
161.0-162.0	2.4	0.1	802.0	0.01	99.90
162.0-163.0	2.4	0.1	802.1	0.01	99.91
163.0-164.0	2.4	0.1	802.2	0.01	99.92
164.0-165.0	2.4	0.1	802.3	0.01	99.93
165.0-166.0	2.5	0.1	802.3	0.01	99.94
166.0-167.0	2.5	0.1	802.4	0.01	99.95
167.0-168.0	2.5	0.1	802.4	0.01	99.96
168.0-169.0	2.5	0.1	802.5	0.01	99.96
169.0-170.0	2.5	0.1	802.5	0.01	99.97
170.0-171.0	2.5	0.0	802.6	0.01	99.98
171.0-172.0	2.6	0.0	802.6	0.01	99.98
172.0-173.0	2.6	0.0	802.7	0.00	99.98
173.0-174.0	2.6	0.0	802.7	0.00	99.99
174.0-175.0	2.6	0.0	802.7	0.00	99.99
175.0-176.0	2.6	0.0	802.8	0.00	100.00
176.0-177.0	2.6	0.0	802.8	0.00	100.00
177.0-178.0	2.6	0.0	802.8	0.00	100.00
178.0-179.0	2.6	0.0	802.8	0.00	100.00
179.0-180.0	2.6	0.0	802.8	0.00	100.00

C Plane (°):0.0-360.0: 90.0
Test Lab: Inventfine instrument
Test Type: TYPE C
Temperature: 26
Operator: Jacky

Gamma Plane (°):0.0-180.0:1.0
Test Device: GPM-1800B
Distance: 8.607 m [K=1.0000]
Humidity: 65
Inspector:

Zonal Lumen (Continue 5)

cone flux(90°): 426.11 lm

%lum = 53.1%

%lamp = 53.1%

cone flux(120°): 629.95 lm

%lum = 78.5%

%lamp = 78.5%

Candlepower Table

Unit: cd

G\C	C0.0	C90.0	C180.0	C270.0	C360.0					
G0.0	272.0	272.0	272.0	272.0	272.0					
G1.0	272.1	271.7	271.8	272.2	272.1					
G2.0	272.1	271.4	271.7	272.4	272.1					
G3.0	272.2	271.0	271.4	272.7	272.2					
G4.0	272.2	270.6	271.1	272.9	272.2					
G5.0	272.2	270.1	270.6	273.0	272.2					
G6.0	271.9	269.4	270.1	273.0	271.9					
G7.0	271.7	268.7	269.5	273.1	271.7					
G8.0	271.3	267.9	268.8	272.9	271.3					
G9.0	270.9	267.0	268.0	272.8	270.9					
G10.0	270.3	265.9	267.0	272.5	270.3					
G11.0	269.7	264.9	266.0	272.3	269.7					
G12.0	268.9	263.8	265.0	271.8	268.9					
G13.0	268.1	262.5	263.9	271.4	268.1					
G14.0	267.3	261.1	262.5	270.8	267.3					
G15.0	266.3	259.8	261.2	270.1	266.3					
G16.0	265.2	258.4	259.7	269.4	265.2					
G17.0	264.1	256.6	253.3	268.5	264.1					
G18.0	262.9	254.9	251.8	267.5	262.9					
G19.0	261.6	253.2	250.0	266.4	261.6					
G20.0	260.2	251.3	248.3	265.3	260.2					
G21.0	258.7	249.1	246.5	263.9	258.7					
G22.0	257.2	247.0	244.6	262.5	257.2					
G23.0	255.5	244.5	242.4	261.0	255.5					
G24.0	253.8	242.2	240.4	259.5	253.8					
G25.0	252.0	239.7	238.2	257.7	252.0					
G26.0	249.9	237.1	235.8	255.9	249.9					
G27.0	248.1	234.1	233.5	254.1	248.1					
G28.0	246.1	231.5	231.0	252.0	246.1					
G29.0	243.9	228.3	228.3	250.1	243.9					
G30.0	241.8	225.3	225.8	247.8	241.8					
G31.0	239.4	221.8	229.7	245.7	239.4					
G32.0	237.1	218.7	226.6	243.4	237.1					
G33.0	234.7	215.2	223.8	240.8	234.7					
G34.0	232.0	211.5	219.4	238.4	232.0					
G35.0	229.5	208.0	216.3	235.8	229.5					
G36.0	226.8	204.5	212.8	233.2	226.8					

C Plane (°):0.0-360.0: 90.0
 Test Lab: Inventfine instrument
 Test Type: TYPE C
 Temperature: 26
 Operator: Jacky

Gamma Plane (°):0.0-180.0:1.0
 Test Device: GPM-1800B
 Distance: 8.607 m [K=1.0000]
 Humidity: 65
 Inspector:

Candlepower Table (Continue 1)

Unit: cd

G\C	C0.0	C90.0	C180.0	C270.0	C360.0					
G37.0	223.8	200.7	209.6	230.2	223.8					
G38.0	221.0	197.1	206.1	227.3	221.0					
G39.0	218.2	193.6	202.3	224.4	218.2					
G40.0	214.4	190.2	198.6	221.1	214.4					
G41.0	207.8	186.5	194.4	217.9	207.8					
G42.0	204.7	184.0	190.6	214.7	204.7					
G43.0	201.6	180.8	186.5	211.1	201.6					
G44.0	201.9	177.7	182.0	207.7	201.9					
G45.0	198.4	174.5	177.9	204.2	198.4					
G46.0	195.0	171.5	173.7	200.7	195.0					
G47.0	187.4	168.6	169.0	196.8	187.4					
G48.0	183.9	165.4	164.7	193.0	183.9					
G49.0	180.1	161.9	160.3	188.8	180.1					
G50.0	176.3	158.5	155.3	183.5	176.3					
G51.0	172.1	155.0	150.8	179.6	172.1					
G52.0	168.1	151.3	146.2	175.2	168.1					
G53.0	164.1	147.2	141.3	171.1	164.1					
G54.0	160.0	143.3	136.9	166.9	160.0					
G55.0	155.4	139.4	132.5	162.6	155.4					
G56.0	151.3	134.9	128.1	157.8	151.3					
G57.0	146.9	130.7	123.4	153.3	146.9					
G58.0	142.1	126.4	119.4	148.7	142.1					
G59.0	137.7	122.0	115.1	143.6	137.7					
G60.0	132.9	117.0	111.2	138.9	132.9					
G61.0	127.7	112.3	107.3	134.1	127.7					
G62.0	123.0	107.7	103.5	128.7	123.0					
G63.0	118.4	102.9	99.2	123.5	118.4					
G64.0	113.9	98.6	95.4	117.3	113.9					
G65.0	109.0	94.3	91.4	111.4	109.0					
G66.0	104.3	89.9	87.0	105.4	104.3					
G67.0	99.6	85.1	82.6	98.7	99.6					
G68.0	94.7	80.8	78.1	92.5	94.7					
G69.0	89.2	76.4	73.0	86.3	89.2					
G70.0	84.1	71.3	68.3	79.7	84.1					
G71.0	78.5	66.5	63.5	74.3	78.5					
G72.0	73.5	61.1	58.3	69.0	73.5					
G73.0	68.7	55.3	53.7	63.4	68.7					

C Plane (°):0.0-360.0: 90.0
 Test Lab: Inventfine instrument
 Test Type: TYPE C
 Temperature: 26
 Operator: Jacky

Gamma Plane (°):0.0-180.0:1.0
 Test Device: GPM-1800B
 Distance: 8.607 m [K=1.0000]
 Humidity: 65
 Inspector:

Candlepower Table (Continue 2)

Unit: cd

G\C	C0.0	C90.0	C180.0	C270.0	C360.0					
G74.0	63.9	50.0	49.2	57.3	63.9					
G75.0	58.6	45.3	44.2	52.1	58.6					
G76.0	53.9	40.8	39.5	47.0	53.9					
G77.0	49.1	35.4	34.7	42.3	49.1					
G78.0	43.3	29.3	29.7	37.9	43.3					
G79.0	38.1	25.2	25.6	33.6	38.1					
G80.0	33.7	21.2	21.6	29.2	33.7					
G81.0	28.9	17.3	17.8	25.0	28.9					
G82.0	23.4	13.6	14.4	20.1	23.4					
G83.0	18.9	8.1	11.3	16.2	18.9					
G84.0	14.7	5.4	8.2	13.3	14.7					
G85.0	11.7	3.2	5.8	10.6	11.7					
G86.0	9.0	2.1	3.7	8.6	9.0					
G87.0	6.3	1.5	2.3	5.5	6.3					
G88.0	4.8	1.1	1.2	4.9	4.8					
G89.0	3.7	0.7	0.8	4.2	3.7					
G90.0	2.4	0.6	0.7	2.7	2.4					
G91.0	1.3	0.6	0.7	1.6	1.3					
G92.0	1.2	0.6	0.7	0.9	1.2					
G93.0	1.0	0.6	0.6	0.4	1.0					
G94.0	0.4	0.6	0.6	0.4	0.4					
G95.0	0.4	0.6	0.5	0.4	0.4					
G96.0	0.5	0.6	0.6	0.4	0.5					
G97.0	0.5	0.6	0.6	0.5	0.5					
G98.0	0.5	0.6	0.6	0.5	0.5					
G99.0	0.5	0.7	0.7	0.5	0.5					
G100.0	0.7	0.7	0.7	0.6	0.7					
G101.0	0.8	0.7	0.3	0.6	0.8					
G102.0	0.7	0.8	0.8	0.6	0.7					
G103.0	0.7	0.8	0.8	0.6	0.7					
G104.0	0.7	0.9	0.8	0.7	0.7					
G105.0	0.7	0.9	0.8	0.7	0.7					
G106.0	0.7	0.9	0.8	0.7	0.7					
G107.0	0.8	1.0	0.9	0.7	0.8					
G108.0	0.8	1.0	0.9	0.8	0.8					
G109.0	0.8	1.0	1.0	0.8	0.8					
G110.0	0.9	1.1	1.0	0.8	0.9					

C Plane (°):0.0-360.0: 90.0
 Test Lab: Inventfine instrument
 Test Type: TYPE C
 Temperature: 26
 Operator: Jacky

Gamma Plane (°):0.0-180.0:1.0
 Test Device: GPM-1800B
 Distance: 8.607 m [K=1.0000]
 Humidity: 65
 Inspector:

Candlepower Table (Continue 3)

Unit: cd

G\C	C0.0	C90.0	C180.0	C270.0	C360.0					
G111.0	0.9	1.1	1.1	0.9	0.9					
G112.0	0.9	1.2	1.1	0.9	0.9					
G113.0	1.0	1.2	1.1	0.9	1.0					
G114.0	1.0	1.2	1.2	1.0	1.0					
G115.0	1.0	1.3	1.2	1.0	1.0					
G116.0	1.1	1.3	1.2	1.0	1.1					
G117.0	1.1	1.3	1.3	1.1	1.1					
G118.0	1.1	1.4	1.3	1.1	1.1					
G119.0	1.2	1.4	1.3	1.1	1.2					
G120.0	1.2	1.5	1.3	1.2	1.2					
G121.0	1.3	1.5	1.4	1.2	1.3					
G122.0	1.3	1.6	1.5	1.3	1.3					
G123.0	1.4	1.6	1.5	1.3	1.4					
G124.0	1.0	1.7	1.5	1.3	1.0					
G125.0	1.4	1.7	1.6	1.4	1.4					
G126.0	1.4	1.8	1.6	1.4	1.4					
G127.0	1.5	1.8	1.6	1.4	1.5					
G128.0	1.5	1.8	1.7	1.4	1.5					
G129.0	1.5	1.9	1.7	1.5	1.5					
G130.0	1.5	1.9	1.7	1.5	1.5					
G131.0	1.6	1.9	1.8	1.6	1.6					
G132.0	1.6	2.0	1.8	1.6	1.6					
G133.0	1.6	2.0	1.8	1.6	1.6					
G134.0	1.7	2.0	1.8	1.6	1.7					
G135.0	1.7	2.1	1.9	1.7	1.7					
G136.0	1.7	2.1	1.9	1.7	1.7					
G137.0	1.8	2.1	1.9	1.7	1.8					
G138.0	1.8	2.1	1.9	1.7	1.8					
G139.0	1.8	2.2	2.0	1.8	1.8					
G140.0	1.8	2.2	2.0	1.8	1.8					
G141.0	1.9	2.2	2.0	1.8	1.9					
G142.0	1.9	2.2	2.1	1.8	1.9					
G143.0	1.9	2.3	2.1	1.9	1.9					
G144.0	1.9	2.3	2.1	1.9	1.9					
G145.0	2.0	2.3	2.1	1.9	2.0					
G146.0	2.0	2.3	2.1	1.9	2.0					
G147.0	2.0	2.2	2.2	1.9	2.0					

C Plane (°):0.0-360.0: 90.0
 Test Lab: Inventfine instrument
 Test Type: TYPE C
 Temperature: 26
 Operator: Jacky

Gamma Plane (°):0.0-180.0:1.0
 Test Device: GPM-1800B
 Distance: 8.607 m [K=1.0000]
 Humidity: 65
 Inspector:

Candlepower Table (Continue 4)

Unit: cd

G\C	C0.0	C90.0	C180.0	C270.0	C360.0					
G148.0	2.0	2.2	2.1	1.9	2.0					
G149.0	2.1	2.3	2.1	1.9	2.1					
G150.0	2.1	2.4	2.1	2.0	2.1					
G151.0	2.1	2.4	2.2	2.0	2.1					
G152.0	2.1	2.3	2.2	2.0	2.1					
G153.0	2.1	2.3	2.2	2.0	2.1					
G154.0	2.1	2.3	2.3	2.1	2.1					
G155.0	2.2	2.3	2.3	2.1	2.2					
G156.0	2.2	2.4	2.3	2.1	2.2					
G157.0	2.2	2.4	2.3	2.2	2.2					
G158.0	2.2	2.4	2.4	2.2	2.2					
G159.0	2.3	2.4	2.4	2.2	2.3					
G160.0	2.3	2.4	2.4	2.2	2.3					
G161.0	2.3	2.4	2.4	2.3	2.3					
G162.0	2.3	2.5	2.5	2.3	2.3					
G163.0	2.4	2.5	2.5	2.3	2.4					
G164.0	2.4	2.5	2.5	2.4	2.4					
G165.0	2.4	2.5	2.5	2.4	2.4					
G166.0	2.4	2.5	2.6	2.4	2.4					
G167.0	2.4	2.5	2.6	2.4	2.4					
G168.0	2.4	2.6	2.6	2.5	2.4					
G169.0	2.5	2.6	2.6	2.5	2.5					
G170.0	2.5	2.6	2.6	2.5	2.5					
G171.0	2.5	2.6	2.6	2.5	2.5					
G172.0	2.5	2.6	2.6	2.5	2.5					
G173.0	2.5	2.6	2.6	2.5	2.5					
G174.0	2.5	2.6	2.6	2.5	2.5					
G175.0	2.5	2.6	2.7	2.5	2.5					
G176.0	2.5	2.6	2.6	2.6	2.5					
G177.0	2.6	2.6	2.7	2.6	2.6					
G178.0	2.5	2.6	2.7	2.6	2.5					
G179.0	2.6	2.6	2.7	2.6	2.6					
G180.0	2.6	2.6	2.6	2.6	2.6					

C Plane (°):0.0-360.0: 90.0
 Test Lab: Inventfine instrument
 Test Type: TYPE C
 Temperature: 26
 Operator: Jacky

Gamma Plane (°):0.0-180.0:1.0
 Test Device: GPM-1800B
 Distance: 8.607 m [K=1.0000]
 Humidity: 65
 Inspector:

LED Average Luminance Report

Avg.L	cd/m ²
L 0-180(65) av	1.#J
L 0-180(75) av	1.#J
L 0-180(85) av	1.#J
L 90-270(65) av	1.#J
L 90-270(75) av	1.#J
L 90-270(85) av	1.#J
L 45(65) av	1.#J
L 45(75) av	1.#J
L 45(85) av	1.#J

Standard: GB/T 29293-2012